



प्रो० उदय पी० सिंह
कुलशासक, वित्त एवं नियोजन
Prof. Udai P. Singh
Dean, Finance & Planning

भारतीय प्रौद्योगिकी संस्थान रुड़की

रुड़की – 247 667, उत्तराखण्ड, भारत

INDIAN INSTITUTE OF TECHNOLOGY ROORKEE

ROORKEE - 247 667, UTTARAKHAND, INDIA

Tel. : +91-1332-285270, 285907, 285329 (O), 285202 (R)

Fax : +91-1332-273560, 285822

e-mail : deanfap_f@iitr.ac.in, udaipfcy@iitr.ac.in

No. DFP (PIng.)/2018-19/573/62

Dated: 28.12.2018

Mr. Arun Kumar Karn

Asstt. Section Officer

Technical Section-I, Department of Higher Education

Ministry of Human Resources Development

Govt. of India, Shastri Bhawan,

New Delhi - 110 011

Subject:-Additional information in connection with LSSQ No. 267 for answer on 31.12.2018.

Dear Sir,

Please refer to your Email dated 28.12.2018 on the above subject. The reply with respect to Indian Institute of Technology Roorkee is given below:

1. Total number of SC and ST students passed out during last 10 years.

Year	SC	ST
2009	123	30
2010	175	49
2011	170	43
2012	200	69
2013	246	86
2014	259	89
2015	310	93
2016	315	115
2017	295	121
2018	286	80

2. Total number of post advertised for SCs and STs during the last 10 years, post-wise and
3. Total number of applications received from such candidates.

The reply of both the above question no. 2 & 3 is given in the Annexure-1

Regards,

Yours sincerely

(U.P. Singh)

Encl: Annexure-1

Year	Post	No. of posts advertised		No. of applications received	
		SC	ST	SC	ST
2009	Group A (WS, MO)	01	01	01	06
	Group B	Nil	Nil	Nil	Nil
	Group C (JLA)	01	Nil	05	Nil
2010	Group A	Nil	Nil	Nil	Nil
	Group B (JE)	Nil	01	Nil	02
	Group C (Pharmacist)	01	Nil	51	Nil
2011	Group A	Nil	Nil	Nil	Nil
	Group B (SLIA)	Nil	01	Nil	14
	Group C (Pharmacist, JLA)	01	01	34	Nil
2012	Group A	Nil	Nil	Nil	Nil
	Group B (JE)	Nil	01*	Nil	02
	Group C (JLA)	01	1+1*	09	07
2013	Group A (MO, TO, AEE, ASW, SO-Grade II, EE, SW, SSO)	07	05	120	33
	Group B (JE, JTS)	02	1+1*	25	14
	Group C (JLA)	Nil	01*	06	01
2014	Group A (AR, AEE)	03	03	79	28
	Group B (JE, JTS)	01*	02*	05	02
	Group C (JLA)	Nil	01*	Nil	01
2015	Group A (SO, SSO, MO, AL)	02	03	08	19
	Group B (JTS, JE)	01*	02*	07	04
	Group C (JLA)	Nil	1+1*	Nil	14
2016	Group A	Nil	Nil	Nil	Nil
	Group B (JTS, JE, ATA, JS)	7	3+2*	846	116
	Group C (JLA, JA, Pharmacist)	10	4+1*	1298	112
2017	Group A (SO, EE, SSO, AEE)	01	05	01	48
	Group B (PTI, JE)	01	01	19	24
	Group C	Nil	Nil	Nil	Nil
2018	Group A (AEE, GDMO, DR, Counsellor, AR, TO)	04	05	335	69
	Group B (JS, JTS)	2+1*	2+1*	828	156
	Group C (JA, JLA)	03	1+2*	1112	221

(JLA – Junior Lab Assistant, JA-Junior Assistant, JS-Junior Superintendent, JTS-Junior Technical Superintendent, ATA-Architectural Technical Assistant, JE-Junior Engineer, SLIA-Senior Library Information Assistant, PTI-Physical Training Instructor, MO-Medical Officer, TO-Technical Officer, AEE-Assistant Executive Engineer, ASW-Assistant Superintendent Workshop, AL-Assistant Librarian, SSO-Senior Scientific Officer, AR-Assistant Registrar, DR-Deputy Registrar SW-Superintendent Workshop)



भारतीय प्रौद्योगिकी संस्थान रुड़की

रुड़की – 247 667, उत्तराखण्ड, भारत

INDIAN INSTITUTE OF TECHNOLOGY ROORKEE

ROORKEE - 247 667, UTTARAKHAND, INDIA

प्रो० उदय पी० सिंह
कुलशासक, वित्त एवं नियोजन

Prof. Udai P. Singh

Dean, Finance & Planning

Tel. : +91-1332-285270, 285907, 285329 (O), 285202 (R)

Fax : +91-1332-273560, 285822

e-mail : deanfap_f@iitr.ac.in, udaipfcy@iitr.ac.in

No. DFP (PIng.)/2018-19/307/71

Dated: 10.10.2018

Sri Kundan Nath

Under Secretary (IIT's)

Ministry of Human Resources Development

Department of Higher Education

428-C, Shastri Bhawan

New Delhi – 110 001

Subject:-Assurance on LSUG No. 3505 regarding Vacancies in various Departments.

Dear Sir,

Please refer to the e-mail dated 05.10.2018 and MHRD letter No. F. No.32-34/2018-TS.I dated October 3, 2018 on the above subject.

The information desired by the Ministry on the prescribed formats (Annexure I and II) are enclosed herewith for your information and necessary action please.

With regards,

Yours sincerely,

(U.P. Singh)

Encl: As above

No. of appointments made for SCs/STs in direct recruitment in the Ministry/Department as on 30.11.2016

Year	SC			ST		
	Groups			Groups		
	A	B	C	A	B	C
2013	-	01	-	-	01	-
2014	02	-	-	02	-	-
2015	02	-	-	01	-	01
2016	-	-	-	01	-	-

No. of appointments made for SCs/STs in promotion in the Ministry/Department as on 30.11.2016

Year	SC			ST		
	Groups			Groups		
	A	B	C	A	B	C
2013	01	-	-	-	-	-
2014	-	-	-	-	-	-
2015	-	07	09	-	-	02
2016	01	03	04	-	02	-

No. of vacancies of SCs/STs in direct recruitment as on 30.11.2016

	SC			ST		
	Groups			Groups		
	A	B	C	A	B	C
Vacancies in the IIT Roorkee, Roorkee as on 30.11.2016	03	06	09	03	03	04

No. of vacancies of SCs/STs in promotion as on 30.11.2016

	SC			ST		
	Groups			Groups		
	A	B	C	A	B	C
Vacancies in the IIT Roorkee, Roorkee as on 30.11.2016	01	02	-	-	01	-



भारतीय प्रौद्योगिकी संस्थान रुड़की

रुड़की – 247 667, उत्तराखण्ड, भारत

INDIAN INSTITUTE OF TECHNOLOGY ROORKEE

ROORKEE - 247 667, UTTARAKHAND, INDIA

Tel. : +91-1332-285270, 285907, 285329 (O), 285202 (R)

Fax : +91-1332-273560, 285822

e-mail : deanfap_f@iitr.ac.in, udaipfcy@iitr.ac.in

प्रो० उदय पी० सिंह

कुलशासक, वित्त एवं नियोजन

Prof. Udai P. Singh

Dean, Finance & Planning

No. DFP (PIng.)/2018-19/ 368/62

Dated: 24.12.2018

Sri Kundan Nath

Under Secretary to Government of India

Ministry of Human Resources Development

Deptt. of Higher Education

Technical Section – I, 428-C, Shastri Bhawan

New Delhi – 110 011

Subject:- Provisionally admitted Lok Sabha Starred Question Dy. No. 7421 for answer on 31.12.2018 regarding “Number of IITs”.

Dear Sir,

Please refer to your Email dated 20.12.2018 on the above subject. The reply with respect to Indian Institute of Technology Roorkee is given below.

Sl. No.	Question	IIT Roorkee reply				
(a)	The total number of Indian Institute of Technology (IITs) in the country, as on date	23				
(b)	The total number of IITs posts, teaching as well as non-teaching, which are earmarked for Scheduled Castes/Scheduled Tribes (SC/ST) category;	Category	Total Posts	Backlog		
			SC	ST	SC	ST
		Teaching	*			
		Non-Teaching	150	68	07	08
(c)	Whether all the posts earmarked for SC/ST category has been duly filled;	No				
(d)	If so, the details thereof, IIT-wise and if not, the reasons for not filling those posts; and	As on date SC-07 & ST-08 vacancies have been advertised and under process to fill up the backlog. Unfilled posts due to non-availability of the suitable candidates.				
(e)	Whether post based roster is implemented in all IITs and if so, the details thereof?	Yes, in non-teaching SC-16.66% & ST-7.5% direct recruitments on all India basis otherwise than open competition and for the teaching SC-15%, ST-7.5% are being maintained by the Institute.				

* In terms of the MHRD letter No. F. No.16-8/2000-TS-1 dated 09th June 2008, after completion of one annual cycle of faculty recruitment in Science & Technology subject, vacant post due to non-availability of suitable candidates of SC, ST & OBC categories to the extent of laid down percentage treated as de-reserved in the next year.

Regards,

Yours sincerely

(U.P. Singh)



भारतीय प्रौद्योगिकी संस्थान रुड़की

रुड़की - 247 667, उत्तराखण्ड, भारत

INDIAN INSTITUTE OF TECHNOLOGY ROORKEE

ROORKEE - 247 667, UTTARAKHAND, INDIA

प्रो० उदय पी० सिंह

कुलशासक, वित्त एवं नियोजन

Prof. Udai P. Singh

Dean, Finance & Planning

Tel. : +91-1332-285270, 285907, 285329 (O), 285202 (R)

Fax : +91-1332-273560, 285822

e-mail : deanfap_f@iitr.ac.in, udaipfcy@iitr.ac.in

No. DFP (Plng.)/2018-19/369/62

Dated: 26.12.2018

Mr. Arun Kumar Karn

Asstt. Section Officer

Technical Section-I, Department of Higher Education

Ministry of Human Resources Development

Govt. of India, Shastri Bhawan,

New Delhi - 110 011

Subject:-Lok Sabha Starred Question No. 267 to be replied on 31.12.2018 regarding Indian Institute of Technology.

Dear Sir,

Please refer to your Email dated 26.12.2018 on the above subject. The reply with respect to Indian Institute of Technology Roorkee is given below:

	Sanctioned posts	Post earmarked for		Posts filled		Post vacant		Reasons for shortfall
		SC	ST	SC	ST	SC	ST	
Faculty	800 **	***	***	10	02	****	****	*
Non-Faculty	902	150	68	124	14	26	54	++

* In terms of the MHRD letter F.No. 16-8/2000-TS.1 dated 09th June 2008, after completion of one annual cycle of faculty recruitment in Science & Technology subject, vacant post due to non-availability of suitable candidates of SC,ST and OBC categories to the extent of laid down percentage treated as de-reserved in the next year.

++ As on date SC-07 *SC-08 vacancies have been advertised and the selection procedure is under process. Further, Due to non-availability of the suitable candidates, the posts could not be filled up.

** As per faculty student ratio of 1:10

*** As per flexible cadre structure this number cannot be computed.

**** Cannot be calculated in view of ***

Regards,

Yours sincerely

(U.P. Singh)



भारतीय प्रौद्योगिकी संस्थान रुड़की

रुड़की – 247 667, उत्तराखण्ड, भारत

INDIAN INSTITUTE OF TECHNOLOGY ROORKEE

ROORKEE - 247 667, UTTARAKHAND, INDIA

Tel. : +91-1332-285270, 285907, 285329 (O), 285202 (R)

Fax : +91-1332-273560, 285822

e-mail : deanfap_f@iitr.ac.in, udaipfcy@iitr.ac.in

प्रो० उदय पी० सिंह

कुलशासक, वित्त एवं नियोजन

Prof. Udai P. Singh

Dean, Finance & Planning

No. DFP (PIng.)/2018-19/ 368/62

Dated: 24.12.2018

Sri Kundan Nath

Under Secretary to Government of India

Ministry of Human Resources Development

Deptt. of Higher Education

Technical Section – I, 428-C, Shastri Bhawan

New Delhi – 110 011

Subject:- Provisionally admitted Lok Sabha Starred Question Dy. No. 7421 for answer on 31.12.2018 regarding “Number of IITs”.

Dear Sir,

Please refer to your Email dated 20.12.2018 on the above subject. The reply with respect to Indian Institute of Technology Roorkee is given below.

Sl. No.	Question	IIT Roorkee reply				
(a)	The total number of Indian Institute of Technology (IITs) in the country, as on date	23				
(b)	The total number of IITs posts, teaching as well as non-teaching, which are earmarked for Scheduled Castes/Scheduled Tribes (SC/ST) category;	Category	Total Posts		Backlog	
			SC	ST	SC	ST
		Teaching	*			
		Non-Teaching	150	68	07	08
(c)	Whether all the posts earmarked for SC/ST category has been duly filled;	No				
(d)	If so, the details thereof, IIT-wise and if not, the reasons for not filling those posts; and	As on date SC-07 & ST-08 vacancies have been advertised and under process to fill up the backlog. Unfilled posts due to non-availability of the suitable candidates.				
(e)	Whether post based roster is implemented in all IITs and if so, the details thereof?	Yes, in non-teaching SC-16.66% & ST-7.5% direct recruitments on all India basis otherwise than open competition and for the teaching SC-15%, ST-7.5% are being maintained by the Institute.				

* In terms of the MHRD letter No. F. No.16-8/2000-TS-1 dated 09th June 2008, after completion of one annual cycle of faculty recruitment in Science & Technology subject, vacant post due to non-availability of suitable candidates of SC, ST & OBC categories to the extent of laid down percentage treated as de-reserved in the next year.

Regards,

Yours sincerely

(U.P. Singh)



भारतीय प्रौद्योगिकी संस्थान रुड़की

रुड़की - 247 667, उत्तराखण्ड, भारत

INDIAN INSTITUTE OF TECHNOLOGY ROORKEE

ROORKEE - 247 667, UTTARAKHAND, INDIA

प्रो० उदय पी० सिंह

कुलशासक, वित्त एवं नियोजन

Prof. Udai P. Singh

Dean, Finance & Planning

Tel. : +91-1332-285270, 285907, 285329 (O), 285202 (R)

Fax : +91-1332-273560, 285822

e-mail : deanfap_f@iitr.ac.in, udaipfcy@iitr.ac.in

No. DFP (Plng.)/2018-19/440/62

Dated: 08.02.2019

Sri Kundan Nath
Under Secretary (IITs)
Technical Section - I,
Ministry of Human Resources Development
Department of Higher Education
428-C, Shastri Bhawan, New Delhi - 110 011

Subject:-Lok Sabha Starred Question No. 101 to be replied on 11.02.2019 regarding "Vacant Posts".

Dear Sir,


Please refer to your email dated 06.02.2019 from on the above subject.

The information with respect to Indian Institute of Technology Roorkee is given below.

Sl.No.	Questions	IIT Roorkee Reply
a	The percentage of reservation for the people from Other Backward Caste (OBC), Scheduled Caste (SC) and Scheduled Tribe (ST) communities in jobs in the Ministry and its subordinate offices, central universities and other higher educational/technical/management institutes during the last three years ;	(SC-16.66%, ST-7.5% and OBC-25.84%)
b	The number of vacant posts of OBC, SC and ST communities in the Ministry and its subordinate offices, central universities and other higher educational/technical/management institute during the last three years;	The required information are given in the desired format at Annexure-A&B
c	The number-wise, Post-wise, pay scale and company-wise details of the people engaged through outsourcing;	The Institute is hiring the 'Services' for Security, Gardening, Cleaning and Maintenance services through agencies on man-days basis.
d	Whether the students belonging to OBC, SC and ST communities are under performing academically in Delhi University as they do not have a good command over English language; and	Not applicable
e	If so, the details thereof along with the reaction of the Government in this regard;	Not applicable

Regards,

Yours sincerely,


(U.P. Singh)

Ann. 'A'

Year 2015-16

Statement of Teaching position (Category -wise) indicating sanctioned/filledup/vacant positions																					
Sl. No.	Name of University/ Institute	Category of posts	Statement of Teaching staff strength (category-wise)																		
			No. of sanctioned posts *					No. of Existing Posts					No of Vacant Posts					% of vacancy			
			GEN	SC	ST	OBC	PWD	TOTAL	GEN	SC	ST	OBC	PWD	TOTAL	GEN	SC	ST		OBC	PWD	TOTAL
1	2	3	4					5					6								
1	IIT Roorkee						800	377	10	2	37	3	429							*	

Year 2016-17

Statement of Teaching position (Category -wise) indicating sanctioned/filledup/vacant positions																					
Sl. No.	Name of University/ Institute	Category of posts	Statement of Teaching staff strength (category-wise)																		
			No. of sanctioned posts *					No. of Existing Posts					No of Vacant Posts					% of vacancy			
			GEN	SC	ST	OBC	PWD	TOTAL	GEN	SC	ST	OBC	PWD	TOTAL	GEN	SC	ST		OBC	PWD	TOTAL
1	2	3	4					5					6								
1	IIT Roorkee						776	368	10	2	36	5	421							*	

Year 2017-18

Statement of Teaching position (Category -wise) indicating sanctioned/filledup/vacant positions																					
Sl. No.	Name of University/ Institute	Category of posts	Statement of Teaching staff strength (category-wise)																		
			No. of sanctioned posts *					No. of Existing Posts					No of Vacant Posts					% of vacancy			
			GEN	SC	ST	OBC	PWD	TOTAL	GEN	SC	ST	OBC	PWD	TOTAL	GEN	SC	ST		OBC	PWD	TOTAL
1	2	3	4					5					6								
1	IIT Roorkee						776	364	9	2	37	5	417							*	

* In terms of the MHRD's letter No. 23-3/08-IFD dated 08.05.2008 , Faculty/Student Ratio should be 1:10, on this basis number of total sanctioned post calculated.

In terms of the MHRD letter F. No. 16-8/2000-TS. dated 09th June 2018, after completion of one annual cycle of faculty recruitment in Science & Technology subject, vacant post due to non-availability of suitable candidates of SC,ST & OBC categories to the extent of laid down percentage treated as de-reserved in the next year.


 कुलशासक वित्त एवं योजना
 Dea. & Fin. Planning

Year 2015-16

Statement of Non-Teaching position (Category -wise) indicating sanctioned/filledup/vacant positions																							
Sl. No.	Name of University/Institute	Category of posts	Statement of Non-Teaching staff strength (category-wise)																				
			No. of sanctioned posts						No. of Existing Posts						No of Vacant Posts						% of vacancy		
			GEN	SC	ST	OBC	PWD	TOTAL	GEN	SC	ST	OBC	PWD	TOTAL	GEN	SC	ST	OBC	PWD	TOTAL			
1	2	3	4						5						6								
1																							
1	IIT Roorkee	GROUP A	87	29	13		45	*		174	51	10	5	16	#	82	36	19	8	29		92	53
2		GROUP B	128	43	19		66	*		256	91	16	3	15	#	125	37	27	16	51		131	51
3		GROUP C	193	64	29		100	*		386	153	27	4	10	#	194	40	37	25	90		192	50
4		GROUP D	44	14	6		22	*		86	163	74	0	59	#	296	-119	-60	6	-37		-210	-244

*Horizontal Reservation

in Group B, 1 staff, Group C, 2 staff and Group D, 4 staff are working

Note : In Group D, 63 Safai Karamchari are exclusive on the role.


Year 2016-17

Statement of Non-Teaching position (Category -wise) indicating sanctioned/filledup/vacant positions																							
Sl. No.	Name of University/Institute	Category of posts	Statement of Non-Teaching staff strength (category-wise)																				
			No. of sanctioned posts						No. of Existing Posts						No of Vacant Posts						% of vacancy		
			GEN	SC	ST	OBC	PWD	TOTAL	GEN	SC	ST	OBC	PWD	TOTAL	GEN	SC	ST	OBC	PWD	TOTAL			
1	2	3	4						5						6								
1																							
1	IIT Roorkee	GROUP A	87	29	13		45			174	52	10	4	12	#	78	35	19	9	33		96	55
2		GROUP B	128	43	19		66	*		256	82	18	4	15	#	119	46	25	15	51		137	54
3		GROUP C	193	64	29		100	*		386	147	26	3	36	#	212	46	38	26	64		174	45
4		GROUP D	44	14	6		22	*		86	145	64	0	56	#	265	-101	-50	6	-34		-179	-208

*Horizontal Reservation

in Group B, 1 staff, Group C, 3 staff and Group D, 3 staff are working

Note : In Group D, 57 Safai Karamchari are exclusive on the role.


कुलशासक वित्त एवं योजना
Dean, Finance & Planning

08 FEB 2019



भारतीय प्रौद्योगिकी संस्थान रुड़की

रुड़की - 247 667, उत्तराखण्ड, भारत

INDIAN INSTITUTE OF TECHNOLOGY ROORKEE

ROORKEE - 247 667, UTTARAKHAND, INDIA

Tel. : +91-1332-285270, 285907, 285329 (O), 285202 (R)

Fax : +91-1332-273560, 285822

e-mail : deanfap_f@iitr.ac.in, udaipfcy@iitr.ac.in

प्रो० उदय पी० सिंह

कुलशासक, वित्त एवं नियोजन

Prof. Udai P. Singh

Dean, Finance & Planning

No.DFP/Lok Sabha/414/62

Dated: 31.01.2019

Sri Kundan Nath

Section Officer, T.S.1

Ministry of Human Resource Development

Government of India

Department of Higher Education (Technical Section)

Shastri Bhawan

New Delhi - 110001

Subject: Lok Sabha unstarred Question No. 131 to be replied on 04.02.2019.

Dear Sir,

This has reference to your e-mail dated 31.01.2019 on the subject mentioned above. In this connection, the point wise reply with respect to Indian Institute of Technology Roorkee is given below:

Sl. No.	Question	IITR reply
a.	Whether the Government is aware that sexual harassment of women lecturers, professors and research scholars at the hands of the academic heads of departments, professors and lecturers in educational institutions is on the rise across the country.	Not applicable
b.	If so, the total number and other details of cases of sexual harassment in educational institutions registered during the last three years.	9 cases-registered 7 cases-processed 2 cases- under process
c.	Whether any prominent heads of departments, professors and lecturers are involved in such episodes and if so, the details thereof; and	No prominent heads of departments, professors and lectures are involved.
d.	Whether all Central Universities in the country have in-house committees on Sexual Harassment and if not, the reasons therefor?	Yes, I.I.T. Roorkee has an Internal complaint committee for complaints under sexual harassment of women at workplace (Prevention, Prohibition and Redressal) Act 2013.

With regards,

Yours sincerely,

(U.P. Singh)



भारतीय प्रौद्योगिकी संस्थान रुड़की

रुड़की - 247 667, उत्तराखण्ड, भारत

INDIAN INSTITUTE OF TECHNOLOGY ROORKEE

ROORKEE - 247 667, UTTARAKHAND, INDIA

प्रो० उदय पी० सिंह

कुलशासक, वित्त एवं नियोजन

Prof. Udai P. Singh

Dean, Finance & Planning

Tel. : +91-1332-285270, 285907, 285329 (O), 285202 (R)

Fax : +91-1332-273560, 285822

e-mail : deanfap_f@iitr.ac.in, udaipfcy@iitr.ac.in

No. DFP(PIng.)/2018-19/

Dated : Jan. 28, 2019

Sri Arun Kumar Karn
Assistant Section Officer
Technical Section-1
Department of Higher Education
Ministry of Human Resources Development
Shastri Bhawan, New Delhi-110 001

Sub: LSUSQ No. 78 for answer on 4.2.2019 regarding IIT Students.

Dear Sir,

Please refer to your mail dated 28.01.2019 on the above subject.

The information with respect to Indian Institute of Technology, Roorkee Roorkee is given below :

- (a) Whether the Government has suspended Indian Institute of Technology (IIT) first year students for not performing well in the exams;
- (b) If so, the details and reasons therefor; and
- (c) The remedial measures taken/being taken by the Government in the regard

Reply of above (a), (b) and (c)

There is no provision of suspension of students in IIT Roorkee for not performing well in the examination.

Yours sincerely

(U.P. Singh)



प्रो० उदय पी० सिंह
कुलशासक, वित्त एवं नियोजन
Prof. Udai P. Singh
Dean, Finance & Planning

भारतीय प्रौद्योगिकी संस्थान रुड़की

रुड़की - 247 667, उत्तराखण्ड, भारत

INDIAN INSTITUTE OF TECHNOLOGY ROORKEE

ROORKEE - 247 667, UTTARAKHAND, INDIA

Tel. : +91-1332-285270, 285907, 285329 (O), 285202 (R)

Fax : +91-1332-273560, 285822

e-mail : deanfap_f@iitr.ac.in, udaipfcy@iitr.ac.in

No.DFP/Rajya Sabha/357/62

Dated: 11.12.2018

Sri Arun Kumar Karn
Assistant Section Officer
Technical Section-1
Department of Higher Education
Ministry of Human Resource Development
Government of India
Shastri Bhawan
New Delhi - 110001

Subject: Rajya Sabha unstarred Question No. 378 dated 10.12.2018 related to Foreign Students and faculty members in institutes asked by Sri Ritabrata Banerjee.


Dear Sir,

This has reference to your e-mail dated 10.12.2018 on the subject mentioned above. In this connection, the point wise reply with respect to Indian Institute of Technology Roorkee, is given below:

Sl. No.	Question	IITR reply										
a.	The current percentage of Foreign students and faculty members in both private and public institutes in the country	i. At present there is no foreign faculty in the Institute.										
		ii. The current percentage of foreign students .										
		<table border="1"><thead><tr><th>Programme</th><th>Foreign students/On Roll</th><th>Percentage</th></tr></thead><tbody><tr><td>UG</td><td>0/4122</td><td>0.00%</td></tr><tr><td>PG</td><td>150/1606</td><td>11.70%</td></tr><tr><td>Ph.D.</td><td>38/2051</td><td>1.85%</td></tr></tbody></table>	Programme	Foreign students/On Roll	Percentage	UG	0/4122	0.00%	PG	150/1606	11.70%	Ph.D.
Programme	Foreign students/On Roll	Percentage										
UG	0/4122	0.00%										
PG	150/1606	11.70%										
Ph.D.	38/2051	1.85%										
b.	The steps proposed to be taken by Government to increase their number especially in IITs.	NA										
c.	In What manner government proposes to offer competitive salaries to foreign faculty members when some of India's topmost university professors and staff have complained about inadequate and delayed salaries; and	NA										
d.	Whether these plans have been extended to humanities and social sciences disciplines as well and if so, the details thereof?	PG and Ph.D. students take courses under humanities and social sciences. These courses are as under:-										
		<table border="1"><thead><tr><th>Programme</th><th>Name of Course</th></tr></thead><tbody><tr><td>PG</td><td>M.Sc. (Economics)</td></tr><tr><td>Ph.D.</td><td>Doctor of Philosophy</td></tr></tbody></table>	Programme	Name of Course	PG	M.Sc. (Economics)	Ph.D.	Doctor of Philosophy				
Programme	Name of Course											
PG	M.Sc. (Economics)											
Ph.D.	Doctor of Philosophy											

With regards,

Yours sincerely,


(U.P. Singh)



भारतीय प्रौद्योगिकी संस्थान रुड़की

रुड़की – 247 667, उत्तराखण्ड, भारत

INDIAN INSTITUTE OF TECHNOLOGY ROORKEE

ROORKEE - 247 667, UTTARAKHAND, INDIA

Tel. : +91-1332-285270, 285907, 285329 (O), 285202 (R)

Fax : +91-1332-273560, 285822

e-mail : deanfap_f@iitr.ac.in, udaipfcy@iitr.ac.in

प्रो० उदय पी० सिंह

कुलशासक, वित्त एवं नियोजन

Prof. Udai P. Singh

Dean, Finance & Planning

No.DFP/Rajya Sabha/417162

Dated: 04.02.2019

Sri Arun Kumar Karn

Assistant Section Officer

Technical Section-1

Department of Higher Education

Ministry of Human Resource Development

Government of India

Shastri Bhawan

New Delhi – 110001

Subject: Rajya Sabha unstarred Question No. 535 to be replied on 07.02.2019 reg.

Dear Sir,

This has reference to your e-mail dated 04.02.2019 on the subject mentioned above. In this connection, the point wise reply with respect to Indian Institute of Technology Roorkee is given below:

Sl. No.	Question	IITR reply
a.	Whether it is a fact that the management, technical and engineering institutions of the country have failed to provide minimum placement of 60 percent to their graduate students.	No
b.	If so, the number of students who passed since 2014 till date and their placement in the country during the last five years, stream-wise	Year wise list enclosed
c.	The proposal of Government to provide 100 percent placement of such graduates; and :	Not applicable
d.	The action taken by Government under different schemes to provide job opportunities during 2014 to 2018?	Not applicable

With regards,

Yours sincerely,

(U.P. Singh)

Indian Institute of Technology Roorkee
Details of Recruited Students 2013 - 2014

S. No.	Degree	U.G. Registered Students			P.G. Registered Students		
		Registered	Offers	%	Registered	Offers	%
1	Architecture and Planning	47	44	93.62	28	12	42.86
2	Biotechnology	34	30	88.24			
3	Chemical Engg.	49	40	81.63	40	1	2.50
4	Civil Engg.	104	82	78.85	97	70	72.16
5	Computer Science Engg.	42	52	123.81	42	36	85.71
6	Electrical Engg.	109	82	75.23	63	34	53.97
7	Electronics & Communication Engg.	47	43	91.49	41	8	19.51
8	Production & Industrial Engg.	43	37	86.05	63	35	55.56
9	Mechanical Engg.	76	74	97.37			
10	Metallurgical & Materials Engg.	80	52	65.00	35	14	4.00
11	Pulp & Paper Technology	48	40	83.33	12	8	6.67
12	B.Tech (Chemical Engineering) and M.Tech (Hydrocarbon Engineering)	22	16	72.73			
13	B.Tech (Computer Science & Engineering) and M.Tech (Information Technology)	19	24	126.32			
14	B.Tech (Electronics & Communication Engineering) and M.Tech (Wireless Communication)	15	14	93.33			
15	B.Tech. (Process Engineering) and M.B.A.	20	16	80.00			
16	Integrated M. Tech Polymer Science and Technology	13	7	53.85			
17	B.Tech. (Electrical Engineering) and M.Tech. (Power Electronics)	13	11	84.62			
18	Int. M.Tech Geological Technology	17	10	58.82			
19	Int. M.Tech Geophysical Technology	21	11	52.38			
20	Int. M.Sc. (Applied Mathematics)	13	10	76.92			
21	Int.M.Sc. (Physics)	10	3	30.00			
22	Int. M.Sc. (Chemistry)	4	1	25.00			
23	AHEC				34	17	50.00
24	Hydrology Engg.				14	5	35.71
25	Earthquake Engg.				48	34	70.83
26	WRDM				11	7	63.64
27	SSEM Engg. (Physics)				13	1	7.69
28	Geophysical Technology				9	1	11.11
29	Geological Technology				11	4	36.36
30	Advance Chemical Analysis				10	1	10.00
31	Disaster Mitigation and Management				14	2	14.29
32	Nanotechnology				11	3	27.27
33	MCA				45	24	53.33
34	M. Sc. Appl. Geology				13	4	30.77
35	M. Sc. Physics				12	1	8.33
36	M. Sc. Chemistry				17	1	5.88
37	M. Sc. Maths				16	5	31.25
38	M. Sc. Biotechnology				1	0	0.00
39	Management and Business Administration				84	76	90.48
Programme wise total (Students/Offers/Percentage)		846	699	82.62	784	404	51.53
Overall total registered students		1630					
Overall total offers		1103					
Overall percentage		67.67					



कुलशासक वित्त एवं योजना
Dean Finance & Planning
भारतीय प्रौद्योगिकी संस्थान रुड़की
Indian Institute of Technology Roorkee
रुड़की/Roorkee-247 687

Indian Institute of Technology Roorkee
Details of Recruited Students 2014 - 2015

S. No.	Degree	U.G. Registered Students			P.G. Registered Students		
		Registered	Offers	%	Registered	Offers	%
1	Architecture and Planning	48	50	104.17	27	27	100.00
2	Biotechnology	32	22	68.75			
3	Chemical Engg.	51	39	76.47	39	13	33.33
4	Civil Engg.	105	79	75.24	81	66	81.48
5	Computer Science Engg.	51	55	107.84	38	33	86.84
6	Electrical Engg.	108	95	87.96	47	22	46.81
7	Electronics & Communication Engg.	57	48	84.21	32	15	46.88
8	Production & Industrial Engg.	41	31	75.61	53	26	49.06
9	Mechanical Engg.	79	73	92.41			
10	Metallurgical & Materials Engg.	78	76	97.44	35	18	51.43
11	Pulp & Paper Technology	74	55	74.32	14	4	28.57
12	B.Tech (Chemical Engineering) and M.Tech (Hydrocarbon Engineering)	25	17	68.00			
13	B.Tech (Computer Science & Engineering) and M.Tech (Information Technology)	22	24	109.09			
14	B.Tech. (Electrical Engineering) and M.Tech. (Power Electronics)	14	16	114.29			
15	B.Tech (Electronics & Communication Engineering) and M.Tech (Wireless Communication)	16	12	75.00			
16	B.Tech. (Process Engineering) and M.B.A.	19	13	68.42			
17	Integrated M. Tech Polymer Science and Technology	11	7	63.64			
18	Int. M.Tech Geological Technology	21	13	61.90			
19	Int. M.Tech Geophysical Technology	25	17	68.00			
20	Int. M.Sc. (Applied Mathematics)	14	12	85.71			
21	Int.M.Sc. (Physics)	8	3	37.50			
22	Int. M.Sc. (Chemistry)	1	1	100.00			
23	AHEC				35	14	40.00
24	Hydrology Engg.				9	3	33.33
25	Earthquake Engg.				48	38	79.17
26	WRDM				7		0.00
27	SSEM Engg. (Physics)				5	3	60.00
28	Geophysical Technology				9	3	33.33
29	Geological Technology				6	2	33.33
30	Advance Chemical Analysis				12	1	8.33
31	Disaster Mitigation and Management				10	4	40.00
32	Infrastructure Systems				14	11	78.57
33	Nanotechnology				10		0.00
34	MCA				42	25	59.52
35	M. Sc. Appl. Geology				12		0.00
36	M. Sc. Physics				10	4	40.00
37	M. Sc. Chemistry				14	5	35.71
38	M. Sc. Maths				22	6	27.27
39	M. Sc. Biotechnology				11	2	18.18
40	Management and Business Administration				82	64	78.05
Programme wise total (Students/Offers/Percentage)		900	758	84.22	724	409	56.49
Overall total registered students		1624					
Overall total offers		1167					
Overall percentage		71.86					


 कुलशासक वित्त एवं योजना
 Dean Finance & Planning
 भारतीय प्रौद्योगिकी संस्थान रुड़की
 Indian Institute of Technology Roorkee
 रुड़की/Roorkee-247 667


Indian Institute of Technology Roorkee
Details of Recruited Students 2015 - 2016

S. No.	Degree	U.G. Registered Students			P.G. Registered Students		
		Registered	Offers	%	Registered	Offers	%
1	Architecture and Planning	41	23	56.10	26	18	69.23
2	Biotechnology	28	25	89.29			
3	Chemical Engg.	65	52	80.00	42	10	23.81
4	Civil Engg.	101	90	89.11	68	54	79.41
5	Computer Science Engg.	73	83	113.70	40	40	100.00
6	Electrical Engg.	99	96	96.97	53	38	71.70
7	Electronics & Communication Engg.	48	47	97.92	34	28	82.35
8	Production & Industrial Engg.	46	40	86.96			
9	Mechanical Engg.	81	71	87.65	48	35	72.92
10	Metallurgical & Materials Engg.	66	51	77.27	18	10	55.56
11	Polymer Science and Technology	33	15	45.45			
12	Pulp & Paper Technology	26	12	46.15	16	15	93.75
13	B.Tech (Chemical Engineering) and M.Tech (Hydrocarbon Engineering)	18	9	50.00			
14	B.Tech (Computer Science & Engineering) and M.Tech (Information Technology)	26	27	103.85			
15	B.Tech. (Electrical Engineering) and M.Tech. (Power Electronics)	14	12	85.71			
16	B.Tech (Electronics & Communication Engineering) and M.Tech (Wireless Communication)	18	12	66.67			
17	B.Tech. (Process Engineering) and M.B.A.	23	18	78.26			
18	Integrated M. Tech Polymer Science and Technology	20	10	50.00			
19	Int. M.Tech Geological Technology	27	17	62.96			
20	Int. M.Tech Geophysical Technology	24	12	50.00			
21	Int. M.Sc. (Applied Mathematics)	20	19	95.00			
22	Int.M.Sc. (Physics)	10	5	50.00			
23	Int. M.Sc. (Chemistry)	11	9	81.82			
24	AHEC				24	19	79.17
25	Hydrology Engg.				7	0	0.00
26	Earthquake Engg.				37	29	78.38
27	Packaging Technology				12	15	125.00
28	WRDM				9	5	55.56
29	SSEM Engg. (Physics)				11	1	9.09
30	Geophysical Technology				4	2	50.00
31	Geological Technology				9	0	0.00
32	Advance Chemical Analysis				5	0	0.00
33	Disaster Mitigation and Management				5	0	0.00
34	Infrastructure Systems				9	5	55.56
35	Nanotechnology				4	3	75.00
36	MCA				40	37	92.50
37	M. Sc. Appl. Geology				5	4	80.00
38	M. Sc. Physics				5	5	100.00
39	M. Sc. Chemistry				4	1	25.00
40	M. Sc. Maths				12	6	50.00
41	M. Sc. Biotechnology				9	7	77.78
42	Management and Business Administration				83	81	97.59
Programme wise total (Students/Offers/Percentage)		918	755	82.24	639	468	73.24
Overall total registered students		1557					
Overall total offers		1223					
Overall percentage		78.55					


 कुलशासक वित्त एवं योजना
 Dean Finance & Planning
 भारतीय प्रौद्योगिकी संस्थान रुड़की
 Indian Institute of Technology Roorkee
 रुड़की/Roorkee-247 667

Indian Institute of Technology Roorkee
Details of Recruited Students 2016 - 2017

S. No.	Degree	U.G. Registered Students			P.G. Registered Students		
		Registered	Offers	%	Registered	Offers	%
1	Architecture and Planning	32	13	40.63	26	15	57.69
2	Biotechnology	33	25	75.76			
3	Chemical Engg.	93	81	87.10	32	20	62.50
4	Civil Engg.	113	69	61.06	45	27	60.00
5	Computer Science Engg.	71	75	105.63	39	45	115.38
6	Electrical Engg.	135	129	95.56	36	28	77.78
7	Electronics & Communication Engg.	67	78	116.42	25	20	80.00
8	Production & Industrial Engg.	52	51	98.08			
9	Mechanical Engg.	66	65	98.48	40	26	65.00
10	Metallurgical & Materials Engg.	95	76	80.00	19	6	3.16
11	Polymer Science and Technology	18	4	22.22			
12	Pulp & Paper Engineering	13	3	23.08	10	1	10.00
13	B.Tech (Chemical Engineering) and M.Tech (Hydrocarbon Engineering)	31	25	80.65			
14	B.Tech (Computer Science & Engineering) and M.Tech (Information Technology)	5	4	80.00			
15	B.Tech. (Electrical Engineering) and M.Tech. (Power Electronics)	12	12	100.00			
16	B.Tech (Electronics & Communication Engineering) and M.Tech (Wireless Communication)	22	16	72.73			
17	IDD Civil Engineering with specialisation in Structures	13	10	76.92			
18	Metallurgy Dual	12	11	91.67			
19	B.Tech. (Process Engineering) and M.B.A.	21	11	52.38			
20	Int. M.Tech Geological Technology	27	21	77.78			
21	Int. M.Tech Geophysical Technology	26	23	88.46			
22	Int. M.Sc. (Applied Mathematics)	20	18	90.00			
23	Int.M.Sc. (Physics)	9	5	55.56			
24	Int. M.Sc. (Chemistry)	3	3	100.00			
25	AHEC				27	20	74.07
26	Hydrology Engg.				5		0.00
27	Earthquake Engg.				28	27	96.43
28	Packaging Technology				12	7	58.33
29	WRDM				12	2	16.67
30	SSEM Engg. (Physics)				9	7	77.78
31	Advance Chemical Analysis				5	1	20.00
32	Disaster Mitigation and Management				12	2	16.67
33	Infrastructure Systems				12	2	16.67
34	Nanotechnology				8		0.00
35	M. Sc. Appl. Geology				11	2	18.18
36	M. Sc. Physics				4	1	25.00
37	M. Sc. Chemistry				2	1	50.00
38	M. Sc. Maths				15	4	26.67
39	M. Sc. Biotechnology				22	1	4.55
40	Management and Business Administration				55	54	98.18
Programme wise total (Students/Offers/Percentage)		989	828	83.72	511	319	62.43
Overall total registered students		1500					
Overall total offers		1147					
Overall percentage		76.47					



कुलशासक वित्त एवं योजना
Dean Finance & Planning
भारतीय प्रौद्योगिकी संस्थान रुड़की
Indian Institute of Technology Roorkee
रुड़की/Roorkee-247 667

Indian Institute of Technology Roorkee
Details of Recruited Students 2017 - 2018

S. No.	Degree	U.G. Registered Students			P.G. Registered Students		
		Registered	Offers	%	Registered	Offers	%
1	Architecture and Planning	19	17	89.47	24	20	83.33
2	Biotechnology	24	19	79.17			
3	Chemical Engg.	90	82	91.11	28	10	35.71
4	Civil Engg.	88	46	52.27	62	39	62.90
5	Computer Science Engg.	68	82	120.59	35	33	94.29
6	Electrical Engg.	110	112	101.82	23	19	82.61
7	Electronics & Communication Engg.	57	66	115.79	31	25	80.65
8	Production & Industrial Engg.	51	45	88.24	25	18	72.00
9	Mechanical Engg.	77	75	97.40			
10	Metallurgical & Materials Engg.	81	68	83.95	20	7	35.00
11	Polymer Science and Technology	11	3	27.27			
12	B.Tech. (Chemical Engineering) with M.Tech. (Computer Aided Process Plant Design)	1	1	100.00			
13	B.Tech (Electronics & Communication) & M.Tech (Communication System)	1	1	100.00			
14	B. Tech. (Electronics & Communication Engineering) and M. Tech. (Wireless Communication)	1	1	100.00			
15	B.Tech (Metallurgical & Materials Engineering) and M.Tech (Materials Engineering)	2	1	50.00			
16	B. Tech. (Mechanical Engineering) and M.Tech. (Thermal Engineering)	1		0.00			
17	B.Tech. (Process Engineering) and M.B.A.	19	13	68.42			
18	Int. M.Tech Geological Technology	20	14	70.00			
19	Int. M.Tech Geophysical Technology	23	22	95.65			
20	Int. M.Sc. (Applied Mathematics)	22	25	113.64			
21	Int.M.Sc. (Physics)	7	1	14.29			
22	AHEC				25	8	32.00
23	Hydrology Engg.				3		0.00
24	Earthquake Engg.				35	20	57.14
25	Packaging Technology				7	5	71.43
26	Pulp & Paper Engineering				7	5	71.43
27	WRDM				3	1	33.33
28	SSEM Engg. (Physics)				10	6	60.00
29	Bioprocess Engineering				8	2	25.00
30	Disaster Mitigation and Management				8	3	37.50
31	Infrastructure Systems				10	2	20.00
32	Nanotechnology				8	2	25.00
33	M. Sc. Appl. Geology				14	7	50.00
34	M. Sc. Biotechnology				6		0.00
35	M. Sc. Chemistry				6	1	16.67
36	M.Sc. Economics				14	3	21.43
37	M. Sc. Maths				9	5	55.56
38	M. Sc. Physics				1		0.00
39	Management and Business Administration				70	70	100.00
Programme wise total (Students/Offers/Percentage)		773	694	89.78	492	311	63.21
Overall total registered students		1265					
Overall total offers		1005					
Overall percentage		79.45					


 कुलशासक वित्त एवं योजना
 Dean Finance & Planning
 भारतीय प्रौद्योगिकी संस्थान रुड़की
 Indian Institute of Technology Roorkee
 रुड़की/Roorkee-247 667



प्रो० उदय पी० सिंह

कुलशासक, वित्त एवं नियोजन

Prof. Udai P. Singh

Dean, Finance & Planning

भारतीय प्रौद्योगिकी संस्थान रुड़की

रुड़की - 247 667, उत्तराखण्ड, भारत

INDIAN INSTITUTE OF TECHNOLOGY ROORKEE

ROORKEE - 247 667, UTTARAKHAND, INDIA

Tel. : +91-1332-285270, 285907, 285329 (O), 285202 (R)

Fax : +91-1332-273560, 285822

e-mail : deanfap_f@iitr.ac.in, udaipfcy@iitr.ac.in

No. DFP (Plng.)/2018-19/ 365/62

Dated: 22.12.2018

Mr. Arun Kumar Karn
Asstt. Section Officer
Technical Section-I, Department of Higher Education
Ministry of Human Resources Development
Govt. of India, Shastri Bhawan,
New Delhi - 110 011

Subject:-Rajya Sabha provisionally admitted Question Dy. No. S2946 to be replied on 27.12.2018 regarding Foreign visits of academicians.

Dear Sir,

Please refer to your Email dated 19.12.2018 on the above subject. The reply with respect to Indian Institute of Technology Roorkee is given below.

Sl. No.	Question	IIT Roorkee reply
(a)	The number of professions, research scholars and educationists visited foreign countries under the educational exchange programme during the last three years.	20
(b)	Whether most of the persons who visted foreign countries under the educational exchange programme belong to the metropolitan cities;	No
(c)	If so, the separate details thereof, city-wise; and	NA
(d)	The measures being taken by Government so that more persons particularly from other cities and regions of the country visit foreign countries under these exchange programmes?	NA

Regards,

Yours sincerely

(U.P. Singh)



भारतीय प्रौद्योगिकी संस्थान रुड़की

रुड़की - 247 667, उत्तराखण्ड, भारत

INDIAN INSTITUTE OF TECHNOLOGY ROORKEE

ROORKEE - 247 667, UTTARAKHAND, INDIA

प्रो० उदय पी० सिंह
कुलशासक, वित्त एवं नियोजन

Prof. Uday P. Singh

Dean, Finance & Planning

Tel. : +91-1332-285270, 285907, 285329 (O), 285202 (R)

Fax : +91-1332-273560, 285822

e-mail : deanfap_f@iitr.ac.in, udaipfcy@iitr.ac.in

No. DFP (Plng.)/2018-19/435/62

Dated: 06.02.2019

Mr. Arun Kumar Karn
Asstt. Section Officer
Technical Section-I, Department of Higher Education
Ministry of Human Resources Development
Govt. of India, Shastri Bhawan
New Delhi

Subject:-Rajya Sabha Starred Question No. 54 for answer on 07.02.2019 regarding "SC/ST" and OBC posts lying vacant in Higher Educational Institutes.

Dear Sir,


Please refer to your email dated 05.02.2019 from on the above subject.

The information with respect to Indian Institute of Technology Roorkee is given below.

Sl.No.	Questions	IIT Roorkee Reply
a	Whether it is a fact that a large number of posts in the categories of Scheduled Castes, Scheduled Tribes and Other Backward Classes are vacant in IITs ;	No
b	The number of sanctioned posts in these categories and in general category in IITs and the number of vacant posts out of them, category-wise;	Sanctioned posts (UR-451, SC-150, ST-68, OBC-233) Vacant posts (UR-51, SC-11, ST-11, OBC-24)
c	The % of reservation in posts in IITs during the last three years along with details of vacant posts;	(SC-16.66%, ST-7.5% and OBC 25.84%) 2016 (UR-02, SC-00, ST-00, OBC-01) 2017 (UR-51, SC-18, ST-13, OBC-25) 2018 (UR-51, SC-11, ST-11, OBC-24)
d	The details of posts viz, number, pay-scale etc., which have been filled through outsourcing and details of the outsourcing agency during the last three years;	The Institute is hiring the 'Services' for Security, Gardening, Cleaning and Maintenance services through agencies on man-days basis.
e	The details of the steps taken for filling them up during the last three years;	The Institute is continuously advertising the vacant posts.

Regards,

Yours sincerely,


(U.P. Singh)



भारतीय प्रौद्योगिकी संस्थान रुड़की

रुड़की – 247 667, उत्तराखण्ड, भारत

INDIAN INSTITUTE OF TECHNOLOGY ROORKEE

ROORKEE - 247 667, UTTARAKHAND, INDIA

प्रो० उदय पी० सिंह

कुलशासक, वित्त एवं नियोजन

Prof. Udai P. Singh

Dean, Finance & Planning

Tel. : +91-1332-285270, 285907, 285329 (O), 285202 (R)

Fax : +91-1332-273560, 285822

e-mail : deanfap_f@iitr.ac.in, udaipfcy@iitr.ac.in

No.DFP/Rajya Sabha/418/62

Dated: 05.02.2019

Sri Kundan Nath

Section Officer, T.S.1

Ministry of Human Resource Development

Government of India

Department of Higher Education (Technical Section)

Shastri Bhawan

New Delhi – 110001

Subject: Rajya Sabha unstarred Question No. 512 to be replied on 07.02.2019.

Dear Sir,

This has reference to your e-mail dated 04.02.2019 on the subject mentioned above. In this connection, the point wise reply with respect to Indian Institute of Technology Roorkee is given below:

Sl. No.	Question	IITR reply
a.	Whether the institutions of higher education like IITs have set up centres for Artificial Intelligence in view of increasing use of Artificial Intelligence (A.I.) technology in the world.	We do not have centre for A.I. but we are teaching several courses related to A.I. for B.Tech., M.Tech and Ph.D. students, some of them are as following: <ul style="list-style-type: none">• Artificial Intelligence• Information retrieval• Machine learning• Computer vision• Data mining• Social network analysis• Human Computer Interaction• Big Data• Advanced Data Mining• Cognitive System• Data Mining and Warehousing
b.	If so the details thereof.	As (a)
c.	The course proposed to be offered in these institutes: and	In future we are in process to propose the following courses: <ul style="list-style-type: none">• Data Analytics• Deep Learning• Cyber Physical Security• Data Streams and Application\• Data Science• A.I. for Embedded System
d.	Whether any collaboration is being made with global leaders in Artificial Intelligence and if so, the details thereof?	No

With regards,

Yours sincerely,


(Dean, Finance & Planning)



भारतीय प्रौद्योगिकी संस्थान रुड़की

रुड़की - 247 667, उत्तराखण्ड, भारत

INDIAN INSTITUTE OF TECHNOLOGY ROORKEE

ROORKEE - 247 667, UTTARAKHAND, INDIA

प्रो० उदय पी० सिंह

कुलशासक, वित्त एवं नियोजन

Prof. Udai P. Singh

Dean, Finance & Planning

Tel. : +91-1332-285270, 285907, 285329 (O), 285202 (R)

Fax : +91-1332-273560, 285822

e-mail : deanfap_f@iitr.ac.in. udaipfcy@iitr.ac.in

No. DFP (Plng.)/2018-19/146/71

Dated: 12.07.2018

Mr. Arun Kumar Karn
Asstt. Section Officer
Technical Section-I, Department of Higher Education
Ministry of Human Resources Development
Govt. of India, Shastri Bhawan,
New Delhi - 110 011

**Subject:-Starred Question Dy. No. 979 for 20/07/2018 regarding Prevention of
Vector Borne Diseases.**

Dear Sir,

Please refer to your mail dated 12.07.2018 on the above subject. The reply with respect to Indian Institute of Technology Roorkee is given below.

(d)	Whether the Indian Institute of Technology has developed a new technique to eliminate Dengue mosquito and its eggs, if so, the details thereof; and
Ans.	No research work is being done regarding to eliminate Dengue mosquito and its eggs.

Regards,

Yours sincerely

(U.P. Singh)